



# NEWSLETTER

## Pathology Research Unit

Nr. 3, Februar 2023

Editing:  
Kent Søe, [kent.soe@rsyd.dk](mailto:kent.soe@rsyd.dk)

# NEWS from the Research Unit

## Dear Pathology colleagues

It's time for a new edition of our Newsletter.

With this Newsletter, I will try to make a recap for 2022.

You will get an overview of:

- What we have done in the Research Committee
- How much we have published
- What is the "quality" of our articles from an international perspective
- How much money we have applied for from foundations
- How many grants we have received from foundations
- News
- Who is employed at SDU for research and teaching



Enjoy! **REMEMBER** – that I can only share the news that I know about – so remember to send them to me – big or small 😊

**Kent Søe**

*Head of Research*

[kent.soe@rsyd.dk](mailto:kent.soe@rsyd.dk)

## Members of the Research Committee

- |                       |  |
|-----------------------|--|
| - Kent Søe (chairman) | - Jeanette Krogh Petersen                        |
| - Tina Green          | - Christina Møller Andreasen                     |
| - Annelise Olsen      | - Tanja Würtz Jørgensen                          |
| - Sönke Detlefsen     | - Jesper Dupont                                  |
| - Charlotte Nyvold    | - Susanne Jeppesen                               |
| - Kirsten Madsen      | - Tomas Daniel Martin Burell                     |
| - Michael Boe Møller  | - Cecilie Lykke Sveistrup Kristensen (alternate) |

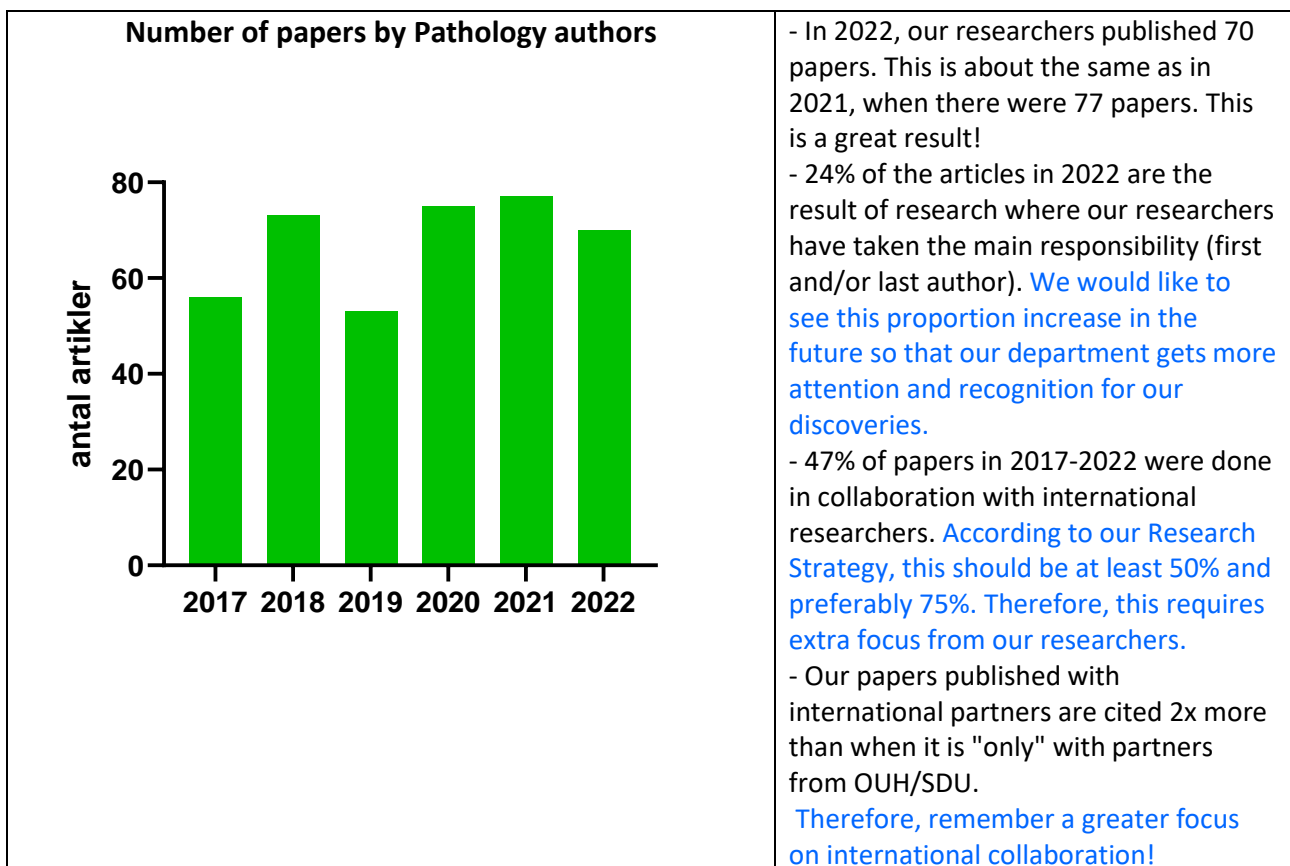
## What have we been doing in the Research Committee since January 2022?

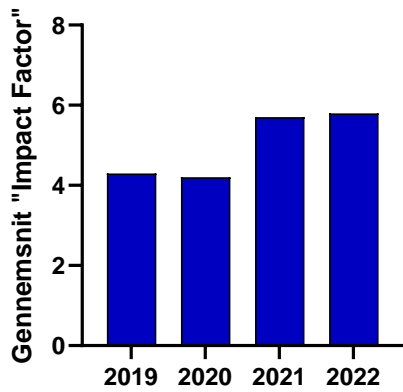
<b>Meeting frequency</b>	The Research Committee meets once every month
<b>New Research Strategy in AKP</b>	The Research Committee has finalized the new Research Strategy. This has been circulated to all staff. The new strategy is relevant for all staff groups, but is of course particularly relevant for all research active staff. The new research strategy can be found on the intranet, the AKP website at SDU, on the Research Notice Board on the 3 <sup>rd</sup> floor in WP15, and on the 1 <sup>st</sup> floor in WP25. <b>More info under NEWS</b>
<b>New procedure for the approval of research projects in AKP</b>	Research projects must be approved by the Committee. Which projects are to be approved and how can be seen from the guidelines. Application guidelines and forms can be found on the intranet, the AKP website at SDU, Infonet, or by contacting Helle Bovin. It is also available on the Research Notice Board on the 3 <sup>rd</sup> floor in WP15 and on the 1 <sup>st</sup> floor in WP25 for info.

	<p>The application procedure is now as follows:</p> <ul style="list-style-type: none"> <li>• 1st Round: apply for approval in principle of the project. If all the necessary information is available, the application can also be finally approved here.</li> <li>• 2<sup>nd</sup> Round: here the finances must be approved and the applicant must be able to document that all legal and ethical approvals and agreements have been obtained including Data Processing Agreements. If all this is in place, the project can be approved.</li> </ul> <p>In the 2nd Round, the Head of Research has the option to approve the project without further consideration by the Research Committee. However, this depends on the extent of new information.</p> <p>When the project is approved, it is signed by the Head of Research, the internal and external applicant, if any. The agreement is saved, so that all parties are aware of what has been agreed upon. The project can then be launched.</p>
<p><b>Implementation of ForskningsVenner in AKP</b></p>	<ul style="list-style-type: none"> <li>• The OUH Directorate and the management of the Department of Clinical Research expect us to actively involve representatives of patients and relatives – “ForskningsVenner”</li> <li>• Our Research Committee decided in 2022 to set up a working group for the implementation: Sönke, Christina, Tanja, and Kent.</li> </ul> <p>There are now 3 active Research friends in Pathology</p> <p><b>More info under NEWS</b></p> <ul style="list-style-type: none"> <li>• At OUH/SDU, The Center for Research and Collaboration with Patients and Relatives has been established – “ForSa-P”. Since 24.09.2022, Kent, in the function of Head of Research, is officially part of the steering committee for ForSa-P</li> </ul>
<p><b>New Research Network meeting</b></p>	<p>The Research Committee has decided to abandon the previous Journal Club format. It will be replaced by more informal networking meetings for research active and research interested employees and students in Pathology.</p> <p>The working group in charge of this initiative is Jesper Ewald, Xenia Borggaard, and Tanja W Jørgensen.</p> <p>The first meeting is scheduled for:  <b>Friday 24/3-2023 at 8:30-9:30</b>  <b>Big Conference</b></p> <p>Invitation has been circulated, but is also on the Research Notice Board on the 3<sup>rd</sup> floor in WP15 and 1<sup>st</sup> floor in WP25.</p>
<p><b>Research seminar in the AKP</b></p>	<p>On 17.01.2023 our annual Research Seminar took place. The program committee consisted of Jesper, Sönke, Tina and Kent. It was our impression that the seminar was well attended and that people, in general, were satisfied with the event. We would like to point out that this seminar is for all staff groups. Everyone is welcome. We will find a date for the next seminar in due time, which will probably be in January 2024.</p>

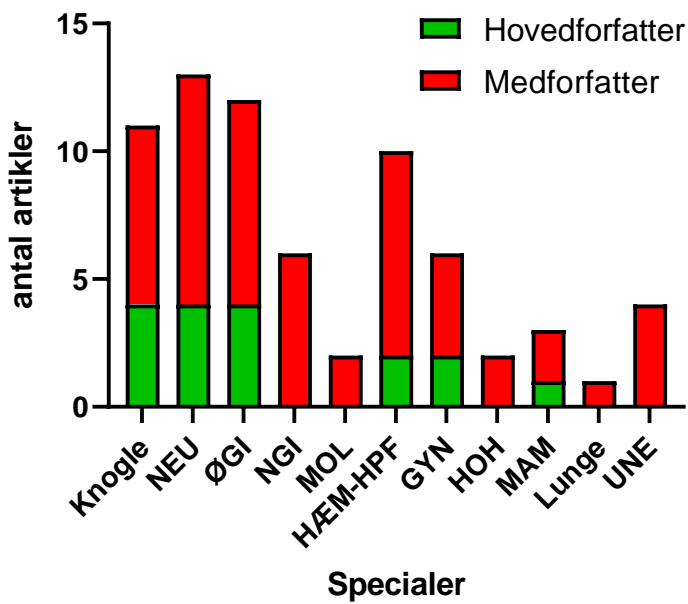
<p><b>New setup and design of AKP's website at SDU</b></p>	<p>Student assistant, Viktoria Bonne Kofod, is still setting up the website. It has now been launched, but is still under construction. She will continue to make adjustments to the current setup. In February 2023, she will meet with the bone groups and start building their presentation on the website. However, she will also contact the other research active in Pathology to discuss how their presentation should look on the website.</p> <p><a href="http://www.sdu.dk/en/forskning/patologi">www.sdu.dk/en/forskning/patologi</a></p>
<p><b>Abusive behaviors and well being</b></p>	<p>In collaboration with the Research Committee, LMU has launched several initiatives to increase the general well-being of Pathology among all staff groups. This is also at the initiative of the Research Committee, as SDU's APV in 2021 showed that an unacceptable large proportion of the employees at the Department of Clinical Research had experienced offensive behavior of various kinds.</p> <p>In addition, Kent has also taken the initiative to hold informal interviews with all research-active employees at SDU focusing on their well-being. These interviews will continue in 2023.</p>

## Facts & Numbers about our research activities

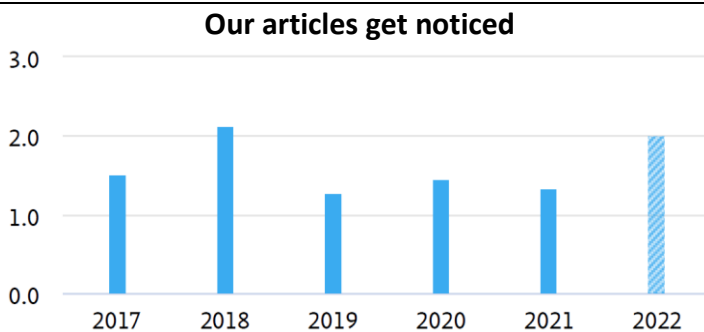




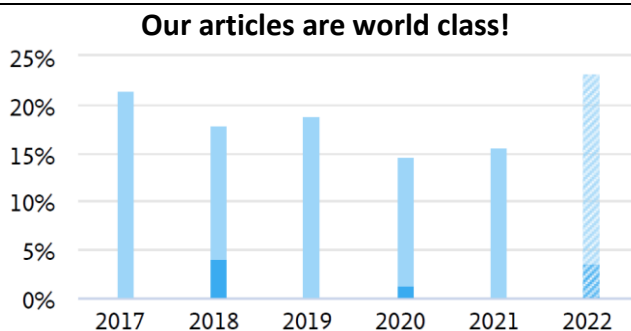
The average impact factor of the journals, in which we publish our papers, is steadily increasing. This is a good thing! It means that we are successfully publishing our papers in internationally recognized and respected journals. "Impact Factor" is not the same as "quality", but it is a sign that our research is increasingly being recognized for its "quality".



This time I have managed to make an inventory of publications from the different specialties within Pathology. Sometimes there is an overlap between specialties and then I have placed them according to the theme of the paper. I have not been able to find any articles from the specialties that are not listed. It is quite natural that not all specialties are equally active in terms of publications. Nevertheless, this graphical representation gives an overview of where the research in 2022 resulted in articles.

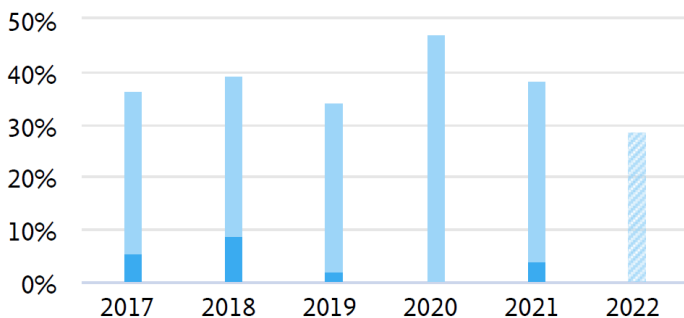


This graph shows that in 2022, papers published by our scientists were noticed and cited twice more as the average (in our field) worldwide. This is significantly higher than in the last several years! This is something we can be proud of! It means that our articles are of such high quality that they are noticed and cited. [This is fully in line with our Research Strategy to be above the world average.](#)



From 2017 to 2022, 18.2% of our papers are among the 10% most cited (in our field) worldwide. This is the best result for the whole period. This is a great result and something we can be proud of! [This meets the goals of our Research Strategy.](#)

### Do we publish in internationally recognized journals?

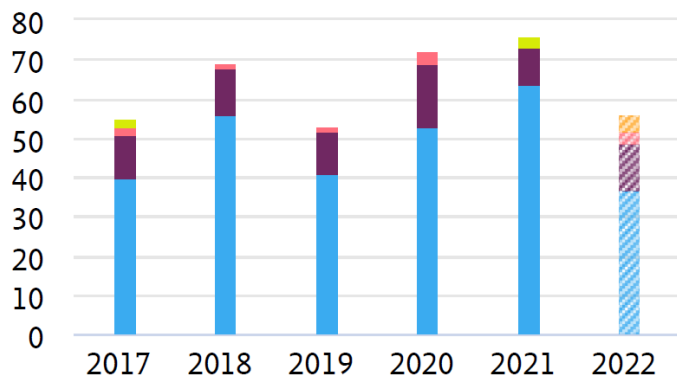


From 2017 to 2022, 38% of our articles are published in the top 10% of scientific journals.

Unfortunately, it can also be seen that the share has decreased in both 2021 and 2022, reaching 29% in 2022.

**This requires extra focus from the researchers! In our and OUH/KI's Research Strategy, it is a goal that more than 40% of our papers are published in the top 10% of scientific journals. The trend is going the wrong way - pay attention to this in 2023!**

### Do we publish in internationally recognized journals?

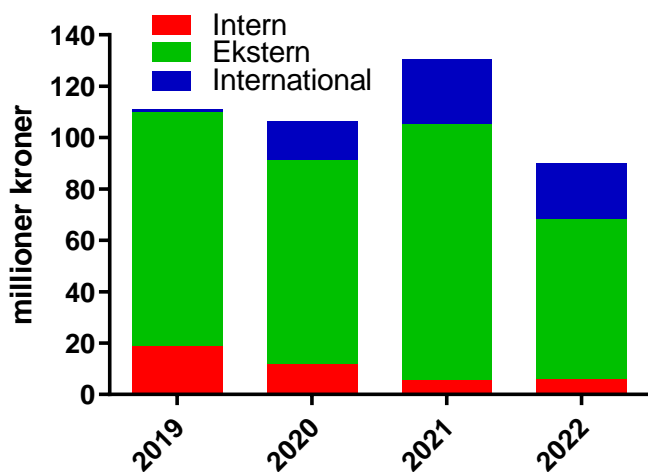


From 2017 to 2022, 77% of our papers (blue share out of the whole height of the bar) are published in the top 25% of scientific journals.

Unfortunately, it can also be seen that the share has decreased in 2022, reaching 66% in 2022.

**This requires extra focus from the researchers! In our and OUH/KI's Research Strategy, it is a goal that more than 80% of our articles are published in the top 25% of scientific journals. The trend is going the wrong way - pay attention to this in 2023!**

### How much money have we applied for?



In 2022, our researchers have applied to research foundations for 89.8 million DKK.

- 6.0 million DKK were applied for from "internal" foundations (OUH or RSVD).

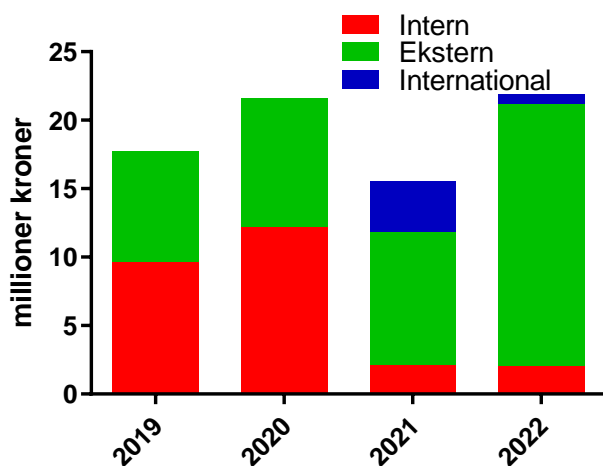
- 62.4 million DKK were applied for from "external" Danish foundations.

- DKK 21.4 million were applied for from "international" foundations.

In other words, 93% were applied for from external foundations.

Even though there is a decrease in the funds applied for, 89.8 million DKK is a **LOT** of money!!! It is a **HUGE** job to apply for so much money. Our researchers deserve a **major pat on the back!**

### How much money have we been granted?



In 2022, our researchers in AKP have received grants for **21.9 million DKK!!!**

- 2,0 million kr was granted from "internal" funds (OUH or in RSYD).
- 19,1 million DKK was granted from "external" Danish foundations.
- 0,8 million was granted from "international" foundations.

This must be recognized!!! It costs "blood, sweat, and tears" to get these grants. **Thank you for your efforts!**

This fully lives up to our and OUH/KI's research strategy! Here the goal is that more than 66% of the grants come from external foundations. We have achieved 91% !!!

## News

### New Research Strategy

Everyone should be familiar with our new Research Strategy, as it has been circulated by e-mail to all. It is also on the Research Notice Board on the 3rd floor. This strategy does not need to be repeated here, but our vision is:

**VISION:** *We wish to perform research at a high international level and to link the results from our research to both clinical pathology and other specialties at OUH. We will do this to focus on the patient and thereby ensure the best possible diagnostics and treatment. We will achieve this by ensuring a strong research culture, including attractive career paths, encouraging interdisciplinary excellent research collaboration, focusing on the development of evidence-based medicine, and maintaining strong international collaborations. Furthermore, our active involvement of patients and relatives (Research Friends) in research will ensure that we prioritize and emphasize patient-centered research - not only focusing on treatment, but also on the patient's well-being from a broader perspective. Research Friends will also contribute to improving and increasing our communication with the public. This will include sharing information about our research activities and results but also giving the public a better understanding of the important role that the specialty "Pathology" plays for the individual patient.*

### ForskningsVenner i AKP

We now have permanent Research Friends associated with our research unit. They are:

- Kerstin Book
  - Annette Jensen
  - Charlotte Hansen
- (Lars Hansen has unfortunately had to withdraw due to poor health)

There is contact with a potential new Research Friend

The purpose of Research Friends is to strengthen dialog and cooperation with patients and relatives about research in the department. Their views and experiences will feed into the department's research **planning, applications, implementation, and communication of/about research**. However, Research Friends will also help to raise awareness among patients and the public about what "Pathology" is.

- Our researchers are expected to contact the Research Friends from now on (preferably already in the planning phase) and assess whether collaboration on the project can be established.
- Researchers are also expected to consider involving ResearchFriends in Ph.D. projects.
- The first contact with Research Friends in connection with new projects should be mediated via Helle Bovin or Kent Søre.

## A HUGE grant from the Novo Nordisk Foundation - Infrastructure Pool

With **Thomas Levin Andersen** as the main applicant, we have succeeded in obtaining a grant of **DKK 16.6 million** from the Novo Nordisk Foundation's Infrastructure Pool!

- The grant has been awarded to the "OSIC - Odense Spatial Imaging Consortium" and covers the cost of purchasing a wide range of modern analytical equipment.



CryoStar NX70



VS200 Slidescanner



GeoMX DSP



CosMX SMI



UltraMicroscope Blaze

This equipment will be used by both internal and external partners - but of course also by Pathology! From August 2023, the equipment will be located in "NytSUND", where Thomas L Andersen, Christina M Andreassen, and Kent Sjøe will have their laboratories.

### Thomas Levin Andersen is head of OSIC

In connection with the establishment of OSIC, two full-time positions as "Lab Manager" and "Laboratory Assistant" have been created. These positions are currently open for applications.

## Selected activities of Sönke Detlefsen's group in 2022

- The group has investigated the accuracy of endoscopic ultrasound (EUS) guided histologic pancreatic biopsy in the largest study in this field to date (850 biopsies). High accuracy was found both in diagnosing malignant and benign diseases. The results of the study have been published in the journal Endoscopic Ultrasound.
- The group has received research grants from the Danish Cancer Society (DKK 575,000), Novo Nordisk (DKK 392,500), Odense Pancreas Center (OPAC) (DKK 290,750), Knud and Edith Eriksen Memorial Fund (DKK 40,000), Dagmar Marschall Foundation (DKK 35,000), Goldsmith AL Rasmussen Memorial Fund (DKK 25,000) and Torben and Alice Frimodt Foundation (DKK 20,000).
- The group is active in Odense Pancreas Center (OPAC), Odense PIPAC Center (OPC), the liver research center FLASH and Odense Congenital Hyperinsulinism Center (CHI).
- The group was co-organizer of the Second Scandinavian Baltic Pancreas Symposium at Hindsgavl Slot (Middelfart), from 30.9.22 - 1.10.22.
- Dusan Rasic. Research project. Stage-dependent gene expression of fibrosis markers in alcohol-related liver disease.

## Selected activities of the Bioanalyst Group in 2022

- Tanja Würtz Jørgensen participated in the 35th World Congress of Bioanalysts (IFBLS) in Suwon South Korea with the posters "It means a lot to me that my profession is visible at this educational pinback button In clinical practice" and "We welcome you dear patient. Concepts of narrative medicine and biomedical laboratory technicians' emotional attachment to patients in a Danish flow cytometry laboratory". The latter poster won an Outstanding Poster Award.

## Featured activities in Kent Sjøes group in 2022/23

- Kent received the Excellence in Research Award from the European Calcified Tissue Society
- 7 invited international lectures
- 7 papers
- 1 patent application submitted 81598EP1 "Single nucleotide polymorphism panel can predict lack of response to treatment"
- Three Master thesis projects in Biomedicine were completed.



## Clinical guidelines

*I am quite sure that many of you are involved in developing and adjusting clinical guidelines in your specialty. I would very much like to hear about this so that I can include it in the next Newsletter.*

*This time Stine Rosenkilde Larsen has informed us that she has participated in writing the national clinical guidelines for the treatment of thyroid cancer: [FORMS2022 Behandling DATHYRCA.pdf](#)*

## AKP Researchers and Teachers

### PhD students in the Pathology Research Unit, SDU

- Trine Aaquist (vejl. Sönke Detlefsen)
- Jesper Ewald (vejl. Bjarne W Kristensen)
- Gayaththri Vimalathas (vejl. Thomas S Larsen)
- Xenia G Borggaard (vejl. Thomas L Andersen)
  - completed with defense d. 21.09.2022
- Pernille van Dijk (vejl. Thomas L Andersen)
  - completed with defense d. 23.02.2023
- Bilal M El-Masri (vejl. Thomas L Andersen)
- Lisbeth Koch Thomsen (vejl. Thomas L Andersen)
- Mia D Sørensen (vejl. Bjarne W Kristensen)

### PostDocs in the Pathology Research Unit, SDU

- Neha Sharma (mentor Kent Søde)
- Xenia G Borggaard (mentor Thomas L Andersen)

### Research assistants and undergraduate students in the Pathology Research Unit, SDU

- Siri Vreim Ørbeck, prægraduat stud. (vejl. Sönke Detlefsen)
- Louise Hjorth Lind, videnskabelig assistent (vejl. Kent Søde og Thomas L Andersen)
- Simone Snitgaard Rosendal Nielsen, videnskabelig assistent (vejl. Thomas L Andersen og Kent Søde)

### Researchers employed at the Pathology Research Unit, SDU

- Clinical Professor Sönke Detlefsen
- Clinical Professor Henrik D Schrøder
- associate professor Kent Søde
- associate professor Thomas L Andersen
- assistant professor Christina M Andreasen
- associate professor Henning Boldt (10%)

### Clinical associate professors (teaching) employed by the Research Unit for Pathology, SDU

- Hanne EH Møller (B-lektorat) – is also a co-leader for module B12 (medicine)
- Tina Green (B-lektorat)
- Anne Marie Bak Jylling (C-lektorat)
- Michael Boe Møller (C-lektorat)
- Jeanette Petersen (C-lektorat)
- Ann Mari Rosager (C-lektorat)
- Lene Gaarsmand Christensen (C-lektorat)
- Anne Bruun Krøvigård (B-lektorat)

### External guest lecturers (teaching) without employment at SDU

- Gitte Hedegaard Jensen
- Nina Bentzer
- Birthe Engvad
- Iben Johnsen
- Lars Börnsen

**Researchers associated with the Hemapato Research Laboratory, Hematology Research Unit**

- Professor Charlotte G Nyvold
- Molecular biologist Oriane Cédile
- bioinformatician Marcus C Hansen
- Molecular biologist Simone V Hansen (until 31.01.2023)
- PhD-stud Sólja R Veyhe (vejl. Charlotte G Nyvold)
- PhD-stud Mette B Levring (vejl. Niels Abildgaard)