

Get in touch with students and graduates from University of Southern Denmark

Post a position or manage your employer brand towards students and graduates at University of Southern Denmark. The service is operated by Graduateland.

POST ON SDU JOBBANK

Are you hiring?

[Post a job](#)

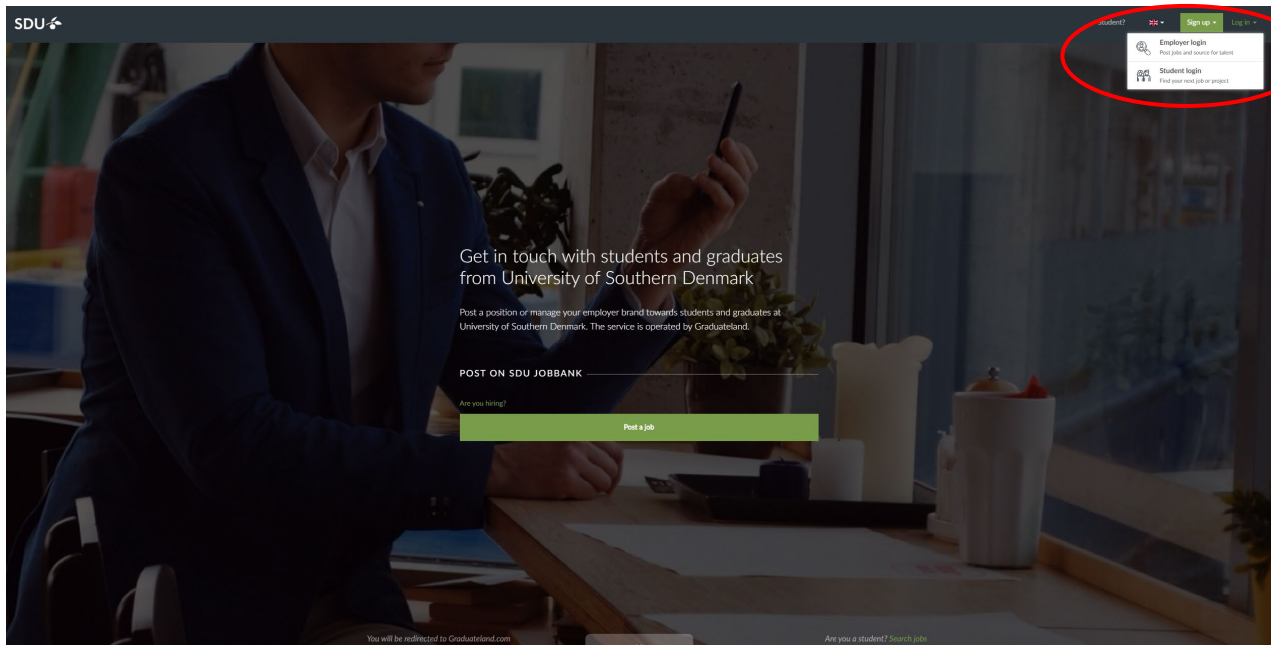
Guide to companies - 3

Create posts for internships, projects or theses

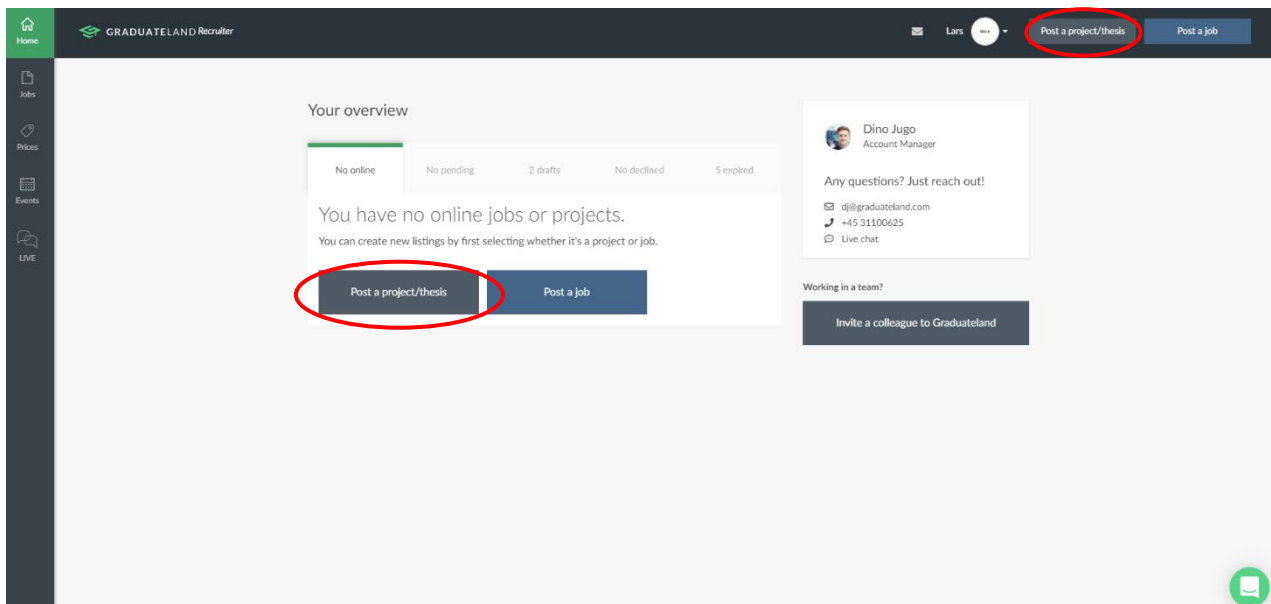
Guide for companies

Post of internships, projects or thesis

Go to the website <https://jobbank.sdu.dk/for-employers>



Press "Log in" – Press "Employer Login" and enter your E-mail and Password.



Press "Post a project/thesis"

Project posts are free regardless of the number of portals and can be active online for 365 days. However, you can choose to have it taken offline earlier.

Project posts cover the following types:

Internship and In-Company Project:

- **Internship** for students in the 6th semester of the diploma engineering degree program.
Full time - duration: 20 weeks. An engineer in the company is required to guide the student (s). [Read more here](#)
- **In-Company Project** for civil engineering students at the third semester of the master's degree program. Project related to an academic topic; two days a week in the company for 15 weeks. The company supervisor must have a master's degree in engineering. [Read more here](#)

Project:

- **Open for inquiries:** If you do not have a specific project (internship, In-Company Project or thesis), but would like to have suggestions from the students, you can post an open post - and then select Project and the project categories which are relevant to your business.
- **Semester Project:** The different semesters focus on themes that vary depending on the specific engineering degree. The teaching involves cases from industry or other business partners early in the training. We call it semester projects in daily speech. [Read more here](#)
- **Experts in Teams Innovation.** The project must fit into the curriculum for the program. Experts in Teams Innovation consists of 5th semester students. The team is composed across the engineering programs. Duration: 15 weeks. [Read more here](#)

Thesis:

The company together with the student(s) defines a topic for their project. The topic should have an academic relevance. Duration: 15 weeks:

- Graduation projects for Bachelors of Engineering - [Read more here](#)
- Bachelor projects for BSc in Engineering - [Read more here](#)
- Thesis projects for MSc in Engineering - [Read more here](#)

The project type Consultancy work is not used at Faculty of Engineering.

Make your project proposal:

1. Project info

Project types: See above, Choose between Internship and In-Company project, Project and Thesis

Project categories: See page 5, which project categories you should choose to get the information out to the students at TEK's engineering degree programs. The project categories are decisive for the entries that appear on the individual education Blackboard. If your entry is aimed at students in multiple programs, include the most relevant categories in your entry.

Duration: Typically 3 months and 3 weeks = 15 weeks = 1 semester

Location: Where to do the internship, project or thesis take place? Multiple cities can be specified if desired. (click the arrow to choose – if you missing a country or city: Use the chatfunction or mail Graduateland to get a new country or city). Note that students will only see entries from Denmark on Blackboard. They are of course informed that they can view all posts directly in the job bank.

Remote work: Only relevant for the project type Thesis.

GRADUATELAND Recruiter

1 Project info 2 Target audience 3 Applications 4 Visibility 5 Confirmation

PROJECT TYPE

Project ECTS-related internship Thesis

PROJECT CATEGORIES (MAX 3 ALLOWED)

Choose categories

Maximum 3 categories 0 / 3 categories

Defined project duration
You know how long candidates will work on the project.

MONTHS WEEKS DAYS

LOCATION

Search city

You can add multiple locations

Remote work opportunity
Candidates can work from another location.

Headline: Remember when choosing English, all students - including the international ones - are included

Teaser: A short text that students get presented on the Searchlist in SDU Jobbank

Description format: We recommend copying text from an existing document rather than uploading a PDF as it provides a better experience on all platforms. Please note that the project description must contain a minimum of 500 characters. We suggest that the description includes:

What is the academic challenge / theoretical / and what should it solve? The purpose of the project (What will we achieve). Reason for starting the project. How much support is it possible for the company to provide the student. Something about the company. Practical informations. Other information. Contact information.

GRADUATELAND Recruiter

TITLE

Type your project title e.g. MSc student needed for Project X

0 / 90 characters

TEASER

Write a brief teaser for the position

0 / 230 characters

DESCRIPTION FORMAT

Text
Easy to read for everyone - we recommend this.

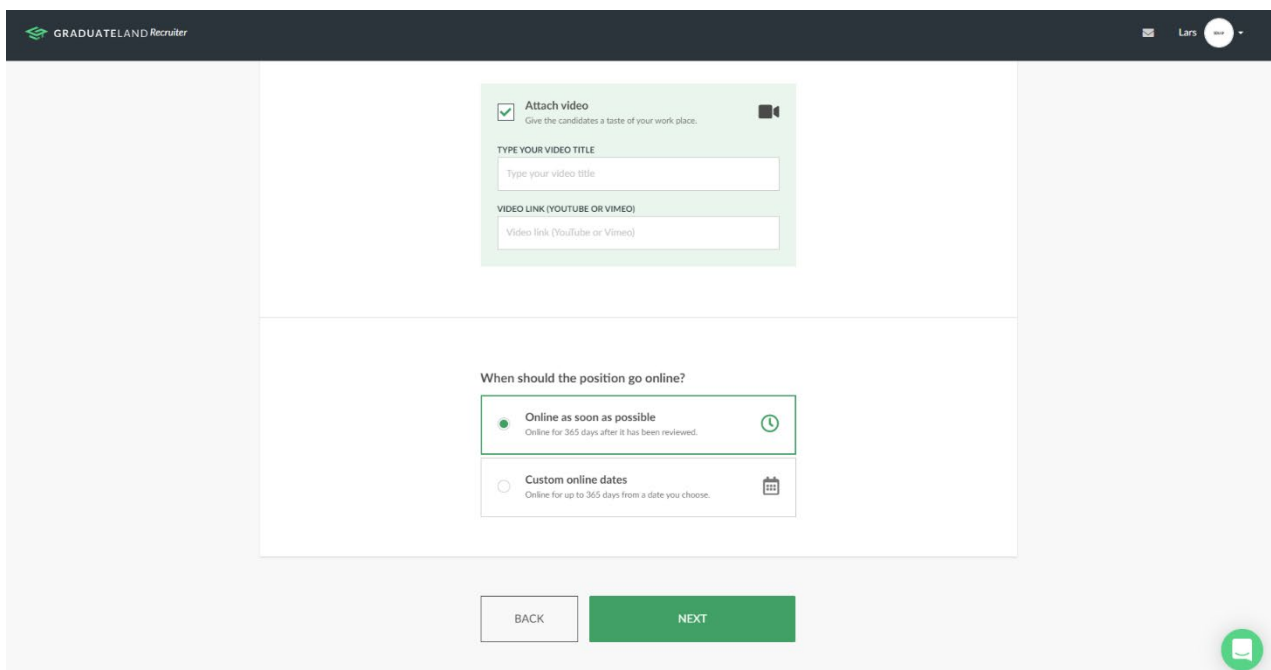
PDF upload
Not ideal for reading on smaller screens (e.g. phones).

DESCRIPTION

Minimum 500 characters 0 / 10000 characters

Video: Ability to link to youtube/vimeo-video about the company/project

When should the position go online?: When should the postings be pulished and displayed in the job bank.



The screenshot shows the 'GRADUATELAND Recruiter' interface. At the top, there is a dark header with the logo and the name 'GRADUATELAND Recruiter' on the left, and a user profile 'Lars' on the right. The main content area is divided into two sections. The top section is titled 'Attach video' and includes a checked checkbox, a sub-header 'Give the candidates a taste of your work place.', a video icon, and two input fields: 'TYPE YOUR VIDEO TITLE' and 'VIDEO LINK (YOUTUBE OR VIMEO)'. The bottom section is titled 'When should the position go online?' and contains two radio button options: 'Online as soon as possible' (selected) and 'Custom online dates'. Below these sections are 'BACK' and 'NEXT' buttons, and a chat icon in the bottom right corner.

Click "Next".

Engineering programmes at SDU

Category

Architecture & Construction	Biology, Biotech & Biochemistry	Business, Strategy & Innovation	Chemistry & Chemical Engineering	Climate, Environment & Sustainability	Creative & Design	Education & Training	Electrical Engineering	IT & software	Mathematics & Physics	Mechanics & Robotics	Medicine & Health	Oil, Gas & Energy	Operations	Supply Chain & Logistics
-----------------------------	---------------------------------	---------------------------------	----------------------------------	---------------------------------------	-------------------	----------------------	------------------------	---------------	-----------------------	----------------------	-------------------	-------------------	------------	--------------------------

Bachelor & MSc in Engineering

Chemistry and Biotechnology		⊗	⊗											
Civil Engineering	⊗													
Electronics							⊗							
Energy Technology							⊗					⊗		
Engineering, Innovation and Business			⊗											
Environmental Engineering*				⊗										
Game Development and Learning Technology						⊗		⊗		⊗				
Health Informatic and Technology										⊗	⊗			
Mechatronics							⊗			⊗				
Operations Management*													⊗	⊗
Physics and Technology									⊗					
Product Development and Innovation			⊗		⊗									
Robot Systems										⊗				
Software Engineering								⊗						
Structural Engineering*	⊗									⊗				

Bachelor of Engineering

Chemical Engineering		⊗	⊗											
Civil Engineering	⊗													
Electrical Energy Technology							⊗					⊗		
Electronics							⊗							
Global Management and Manufacturing													⊗	⊗
Integrated Design			⊗		⊗					⊗				
Mechanical Engineering										⊗				
Mechatronics							⊗			⊗				
Manufacturing Engineering and Management													⊗	⊗
Robot Systems										⊗				
Software Technology								⊗						

* Only Master of Science in Engineering

2. Target audience

The choice of project categories is crucial to reach the engineering students at The Faculty of Engineering (see previous page). If you have special requirements for the candidates, we would recommend that they be stated in the Project Description.

The information you enter here can be used in the match between the student and the posting if the student searches directly in the Jobbank app. So be as precise as possible.

Mandatory:

Skills required: Choose at least 3 of the 10 predefined skills.

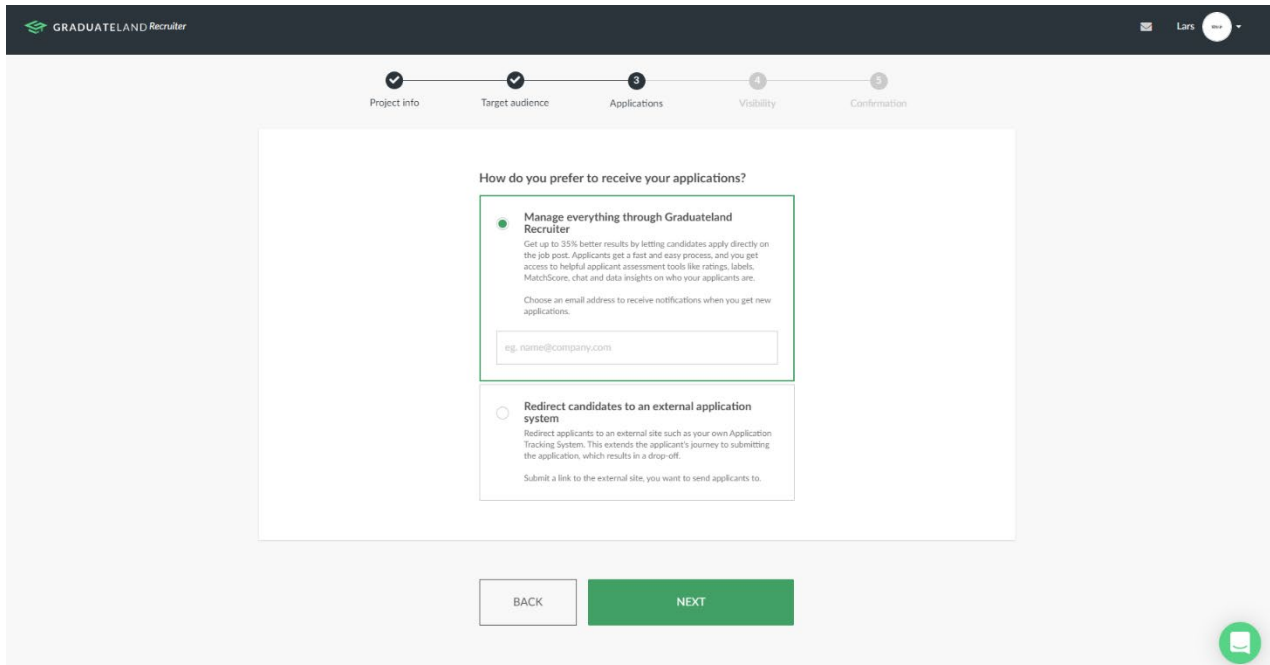
Language skills: Choose which languages and level which are important for the cooperation. If the language and level is mandatory, please check off “Must have”.

To add more languages, click “Add more language skills”.

Click “Next” to continue.

3. Applications

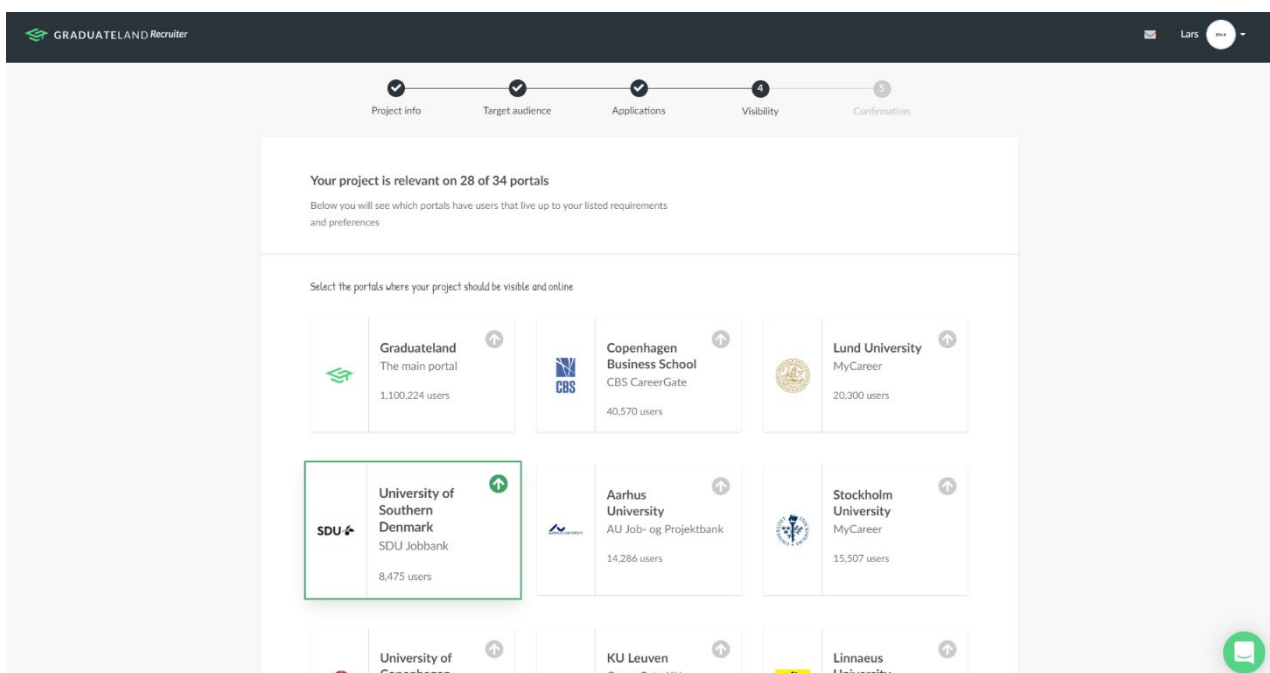
Choose how you would prefer to applications: Either through the facilities of the job bank (See Guide "Follow your posts") - or through your own application system.



Click "Next".

4. Where to post - Visibility

Select as a minimum SDU Jobbank. You have the option to select multiple portals.

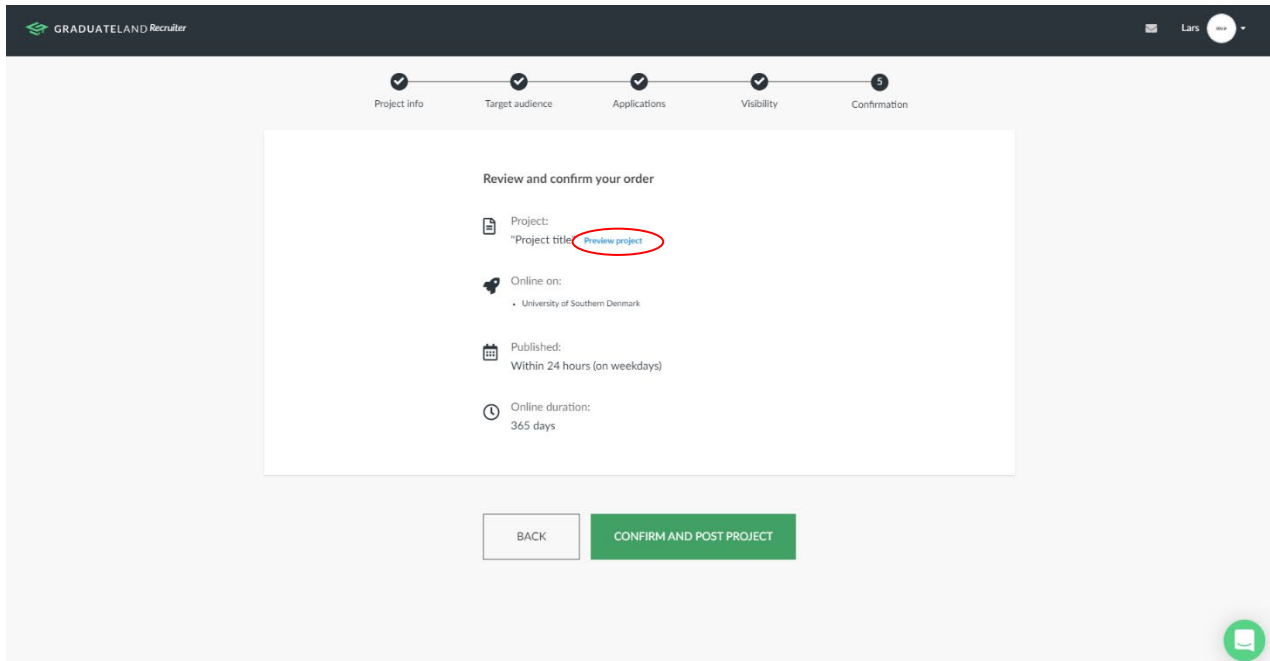


Scroll down and click "Next" to continue.

5. Confirmation

Here you get an overview of your order = your post. After you click “Confirm and post project”, Graduateland ensures that it is posted on the Job Bank.

To get a preview of the post click “Preview project”.



Blackboard

Once your project is posted to the job bank, it subsequently lands on Blackboard, which is the platform where students collect information in relation to their teaching. Which students your project post is presented to is determined by your choice of project categories (cf. page 5).

