



**Hvad indeholder et Safety Point?**  
What does a 'safety point' contain?



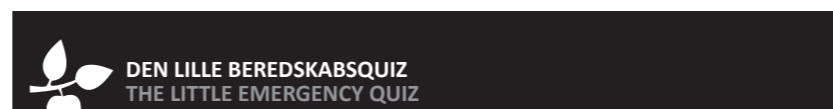
**På SDU er der 3 forskellige typer af varsling. Nævn de tre typer?**

At SDU there are three different types of alarm. Can you name the three types?



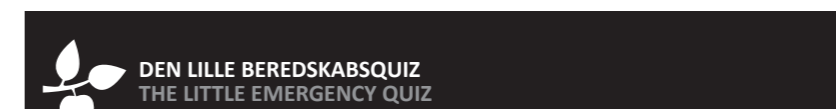
**Hvilke funktioner varetager du når du tager den gule vest og den orange vest på?**

Which functions do you take upon yourself when you put on the yellow jacket or the orange jacket?



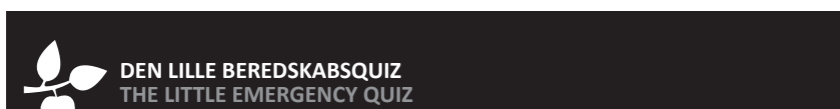
**Hvilke 4 opgaver følger af SDU's fælles alarmeringsinstruks?**

Which four tasks accompany SDU's common alarm instructions?



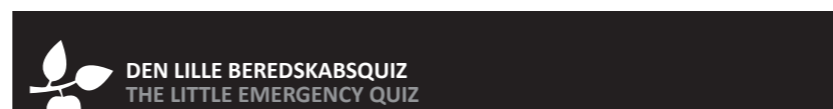
**En beredskabshændelse kræver intern assistance. Hvilket nummer skal du ringe til?**

An emergency incident requires internal assistance. Which number do you ring?



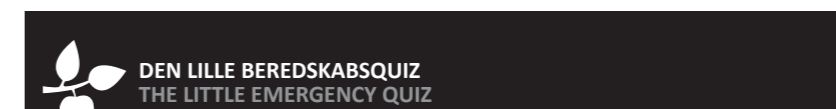

**Du har tilkaldt en ambulance. Hvordan sikrer du dig at den ankommer til ulykkesstedet?**

You have called an ambulance. How do you ensure it arrives at the site of the accident?



**Du modtager telefonisk en bombetrussel. Hvad gør du?**

You receive a telephone call with a bomb threat. What do you do?



**Hvor finder du den beredskabsplan, der gælder for dig?**

Where do you find the emergency plan that applies to you?





- Talevarsling, tonevarsling og varsling ved anrøb.
- Voice alarm, tone alarm and alarm by shouting



- Orienteringskort, Alarmeringsinstruks, Nødtelefon samt Nøddudstyr (brandslukker, hjertestarter, førstehjælpkasse).
- Map, alarm instructions, emergency telephone and emergency equipment (fire extinguisher, defibrillator, first aid box).



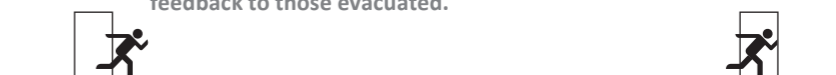
- 6550 8888
- 6550 8888



- Stands om muligt ulykken, begræns skaden.
- Alarmer: Ring 1-1-2 ved akut behov.
- Evakuér: Aktivér varslingsanlægget eller gør anrøb.
- Ring og orienter SDU internt på 6550 8888.
- Halt the accident, if possible, and restrict the damage.
- Alarms: ring 1-1-2 if the need is acute.
- Evacuate: activate the alarm system or shout warnings.
- Ring and inform SDU internally on 6550 8888.



- Gul vest = evakueringsleder: Tømme evakueringszonen og oplyse resultatet til orange vest.
- Orange vest = samlepladsleder: Etablere et samlingspunkt for de evakuerede og oplyse resultat af evakuering til beredskabsmyndigheden samt give tilbagemeldinger til de evakuerede.
- Yellow jacket = evacuation leader: clear the evacuation zone and pass on result to orange jacket.
- Orange jacket = assembly point leader: establish an assembly point for those evacuated, pass on the results of the evacuation to emergency authorities and give feedback to those evacuated.



- [www.sdu.dk/beredskab/ENHEDSFORKORTEELSE](http://www.sdu.dk/beredskab/ENHEDSFORKORTEELSE)
- [www.sdu.dk/beredskab/UNIT'S ABBREVIATION](http://www.sdu.dk/beredskab/UNIT'S ABBREVIATION)



- Fasthold samtalen. Registrer så mange detaljerede oplysninger som muligt om truslen fx hvor er bomben placeret, personkarakteristik, motiv etc.
- Orienter straks nærmeste tilstedeværende leder.
- Skønnes risikoen akut benyttes alarminstruksen; kontakt 1-1-2 og 6550 8888.
- Prolong the conversation. Register as much detailed information as possible about the threat, such as where the bomb is sited, characteristics of the individual, motivation etc.
- Immediately inform the nearest manager on site.
- If the risk is assessed as high, use the alarm instructions. Contact 1-1-2 and 6550 8888.



- Gå ambulancen i møde eller kontakt Teknisk service på 6550 8888 for assistance.
- Orienter dig om den lokale ambulance-vej (båreelevator).
- Go to meet the ambulance or contact Technical Services on 6550 8888 and ask for help.
- Find the local ambulance route (stretcher lift).

