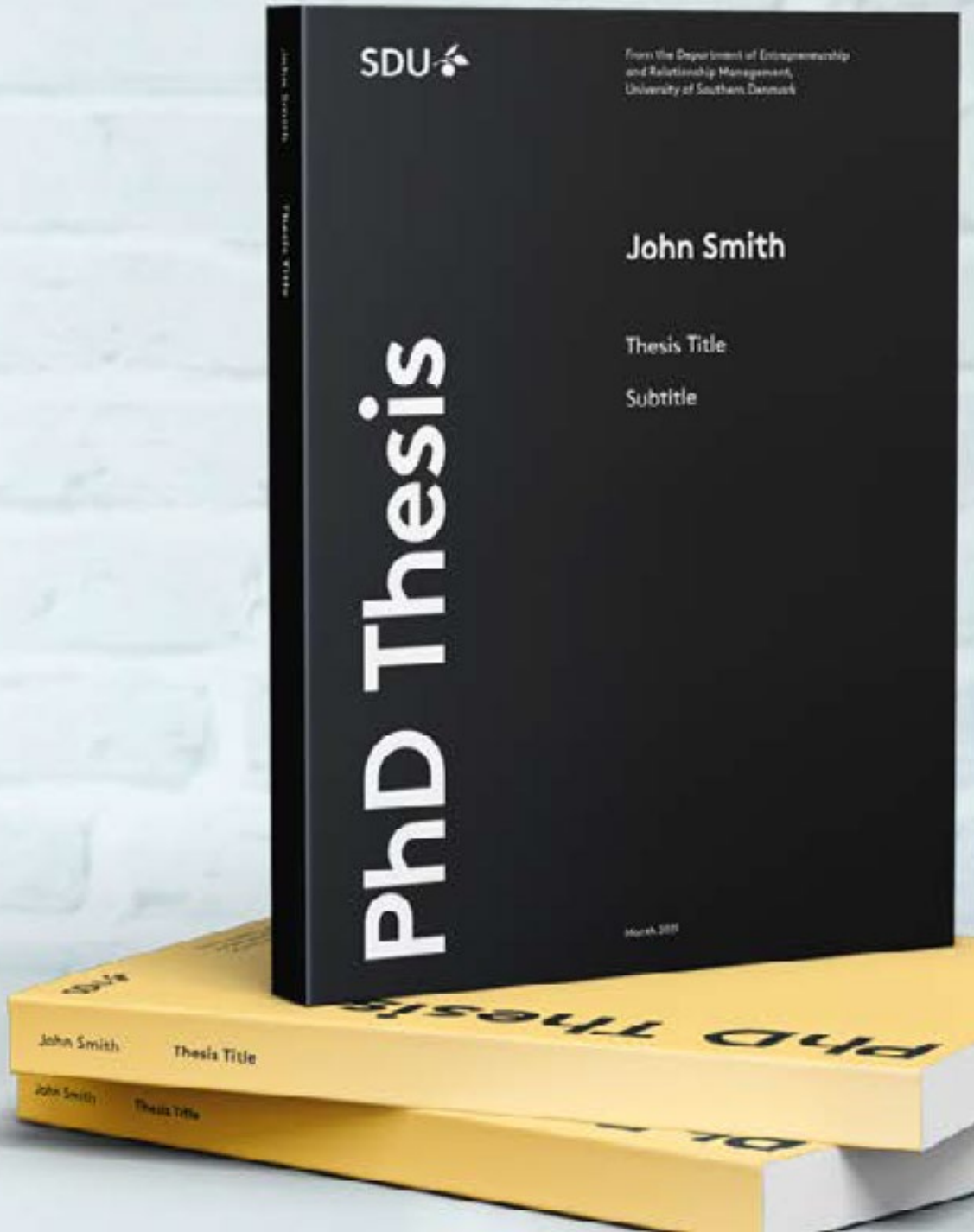


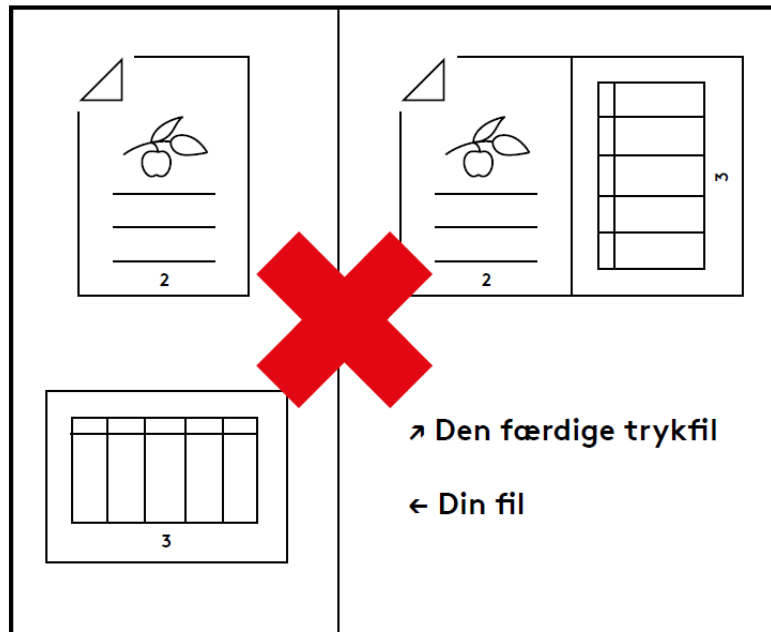
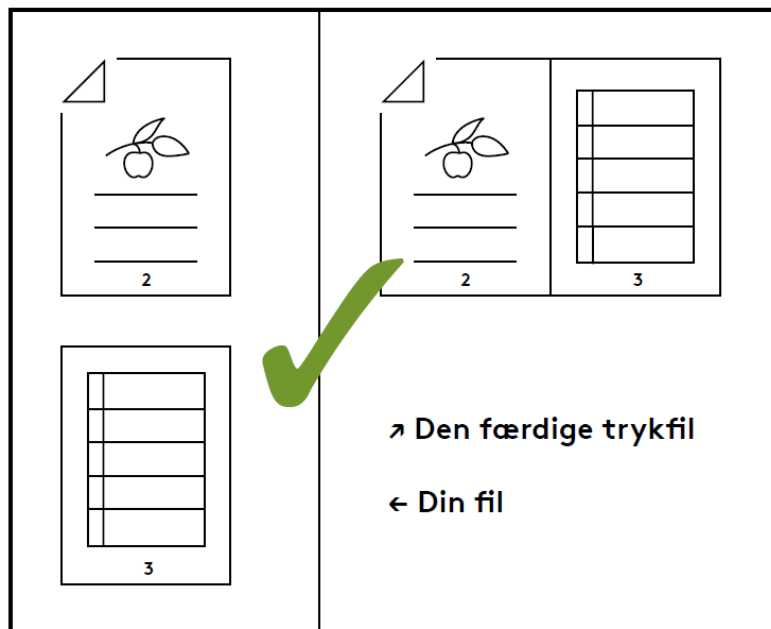
Your PhD Thesis

Layout and printing

- The cover page of your PhD is fixed and is created by Graphic Center when submitting your thesis for printing.
- We recommend printing PhD theses in book format.
- SDU has prepared a template in Word format, complete with fonts, SDU's logo and colours for figures. The format is 17 x 24 cm.
- Always start composing your thesis in the template.
- <https://sdunet.dk/en/servicesider/kommunikation/grafiskcenter/tilphdstuderende>



If you are not using SDU's template



→ If you started off in A4 format and change your mind, we can adapt your thesis to book format.

→ This means an 80% downscaling of the content. A font size 12 will become font size 10.

→ Please avoid the 'US Font'.

→ Margins must be set at 2 cm on all four sides.

→ Page numbers are placed either centred at the bottom of your pages or alternately left and right.

→ Avoid creating pages in landscape format.

For more information on ordering and payment, how to submit files for printing, where to get an ISBN number etc., please visit Graphic Center's website.

We recommend that you visit our website (www.sdu.dk/grafiskcenter) *before* you start writing.

