

# Importing publications in Pure

---

This guide will help you perform the following tasks in Pure:

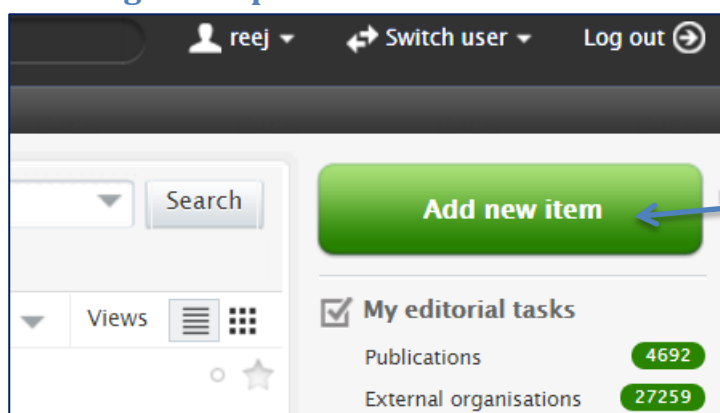
- Identify the different ways to import publication metadata from other databases to Pure
- Search for your research in Scopus and Pubmed through Pure
- Import selected publications from Scopus and Pubmed and thus saving time registering in Pure
- Setting up an automated search

## How to locate and identify Pure's publication import functions

Currently it is possible to import publication metadata through four different sources. These are Scopus, Pubmed, bibliotek.dk and arXiv. At this point we recommend Scopus for most professions and Pubmed supplementary for health and medicine professions since these are the databases providing the highest quality of metadata.

Through the import function in Pure you can find your research conditioned it has been indexed in the databases we recommend.

### Locating the import function



The import function is located where you usually go to add new publications: The 'Add new item'-button

In the window that opens you can then click the publications tab to unfold more options.

**Choose submission**

- Submission guide
- Publication**
  - Create from template
  - Import from online source**
  - Import from file
- Activity
- Prize
- Press / Media
- Student thesis
- Curriculum Vitae

**Scopus**  
22,000 publications peer-reviewed technical humanities

**Bibliotek.dk**  
Bibliotek.dk

**Scopus**  
Scopus, an abstract and citation database, covers 22,000 titles from more than 5,000 international publishers. It contains over 56 million records from peer-reviewed research literature in the scientific, technical, medical, social sciences, and arts and humanities fields.

**PubMed**  
Contains more than 19 million records from MEDLINE and from medical journals dating back from 1948. PubMed contains full-texts, either from other databases or publishers' publishers. Content must be of print, before imported into PubMed.

**BIBLIOTEKDK**  
ALLE BIBLIOTEKER PÅ NETTET  
Bibliotek.dk

**arXiv.org**  
ArXiv

You find the import option directly below the option to create a registration manually.

In this tab you can proceed to click on the square dedicated to your database of choice – again, we recommend Scopus and/or Pubmed

## Searching for your research in Scopus and Pubmed

**Scopus**

**Import from Scopus**

Title or Scopus publication ID

If you enter an ID here, the other fields are ignored.

Author name(s)      ORCID or Scopus author ID(s)

Example: bill smith or b smith

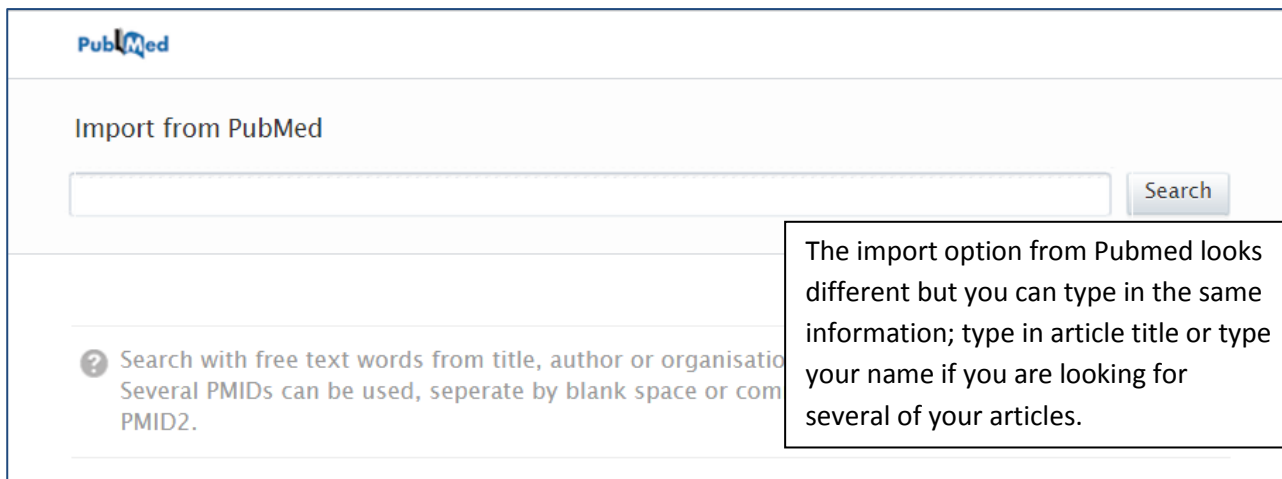
Year range      Organisational unit affiliation of author

From → To

This is the window for searching in Scopus.


Are you looking for a single article, you can type in the title in the first line. Are you looking to import a larger range of your publication you will benefit from typing in your name or ORCID instead.

Click the 'Search'-button and look through the results.



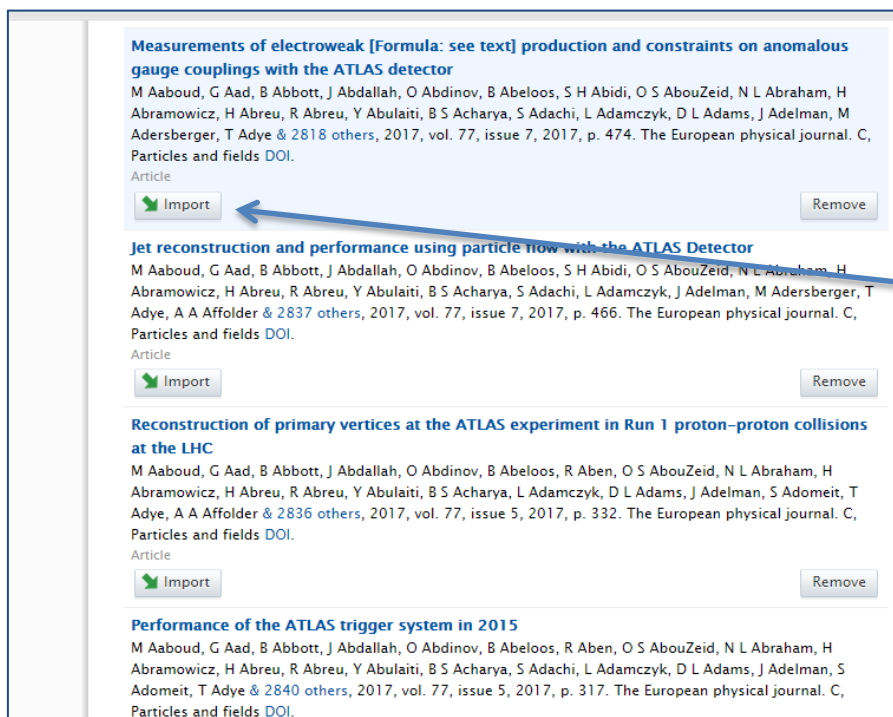
PubMed

### Import from PubMed

 Search with free text words from title, author or organisation. Several PMIDs can be used, separate by blank space or comma. PMID2.

The import option from Pubmed looks different but you can type in the same information; type in article title or type your name if you are looking for several of your articles.

The search results will be shown in a list. When you see the article(s) you are looking for, click the import button. The first view is an overview. If you click 'Import & review' you will see the regular editing screen. Most of the fields will be filled out already. You can edit incorrect information and save the registration.

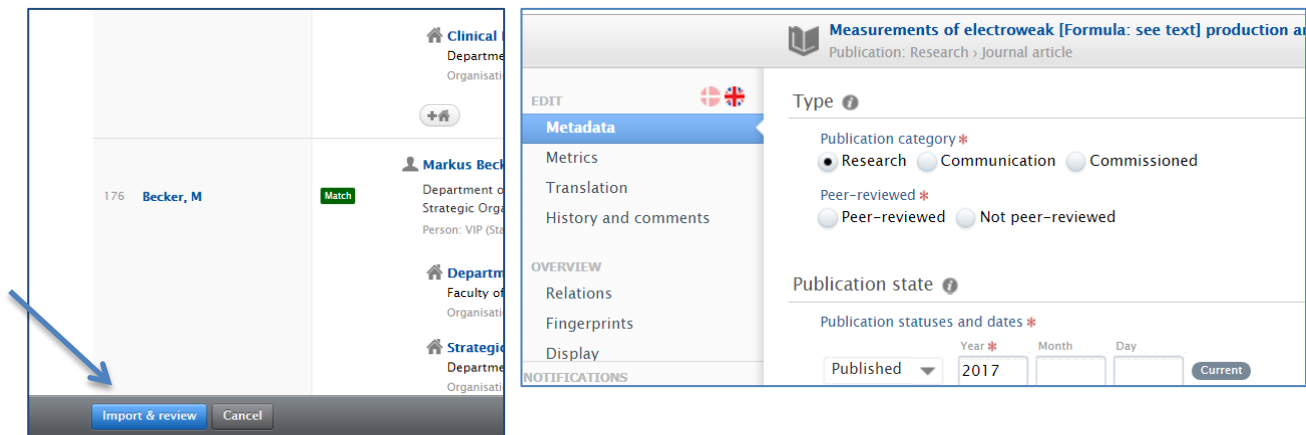


**Measurements of electroweak [Formula: see text] production and constraints on anomalous gauge couplings with the ATLAS detector**  
M Aaboud, G Aad, B Abbott, J Abdallah, O Abdinov, B Abeloos, S H Abidi, O S AbouZeid, N L Abraham, H Abramowicz, H Abreu, R Abreu, Y Abulaiti, B S Acharya, S Adachi, L Adamczyk, D L Adams, J Adelman, M Adersberger, T Adye & 2818 others, 2017, vol. 77, issue 7, 2017, p. 474. The European physical journal. C, Particles and fields DOI.  
Article

**Jet reconstruction and performance using particle flow with the ATLAS Detector**  
M Aaboud, G Aad, B Abbott, J Abdallah, O Abdinov, B Abeloos, S H Abidi, O S AbouZeid, N L Abraham, H Abramowicz, H Abreu, R Abreu, Y Abulaiti, B S Acharya, S Adachi, L Adamczyk, J Adelman, M Adersberger, T Adye, A A Affolder & 2837 others, 2017, vol. 77, issue 7, 2017, p. 466. The European physical journal. C, Particles and fields DOI.  
Article

**Reconstruction of primary vertices at the ATLAS experiment in Run 1 proton-proton collisions at the LHC**  
M Aaboud, G Aad, B Abbott, J Abdallah, O Abdinov, B Abeloos, R Aben, O S AbouZeid, N L Abraham, H Abramowicz, H Abreu, R Abreu, Y Abulaiti, B S Acharya, S Adachi, L Adamczyk, D L Adams, J Adelman, S Adomeit, T Adye, A A Affolder & 2836 others, 2017, vol. 77, issue 5, 2017, p. 332. The European physical journal. C, Particles and fields DOI.  
Article

**Performance of the ATLAS trigger system in 2015**  
M Aaboud, G Aad, B Abbott, J Abdallah, O Abdinov, B Abeloos, R Aben, O S AbouZeid, N L Abraham, H Abramowicz, H Abreu, R Abreu, Y Abulaiti, B S Acharya, S Adachi, L Adamczyk, D L Adams, J Adelman, S Adomeit, T Adye & 2840 others, 2017, vol. 77, issue 5, 2017, p. 317. The European physical journal. C, Particles and fields DOI.

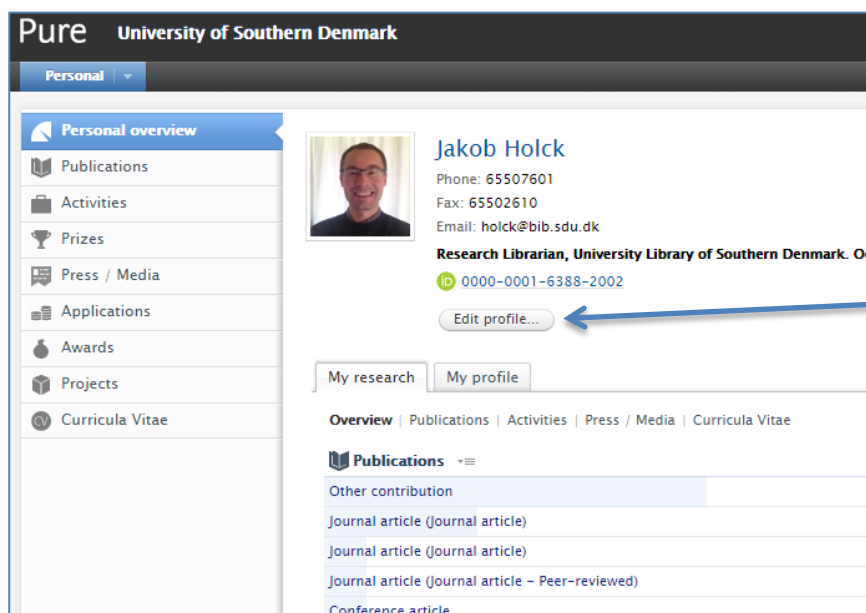


After entering the 'Metadata' tab you can review the imported registration.

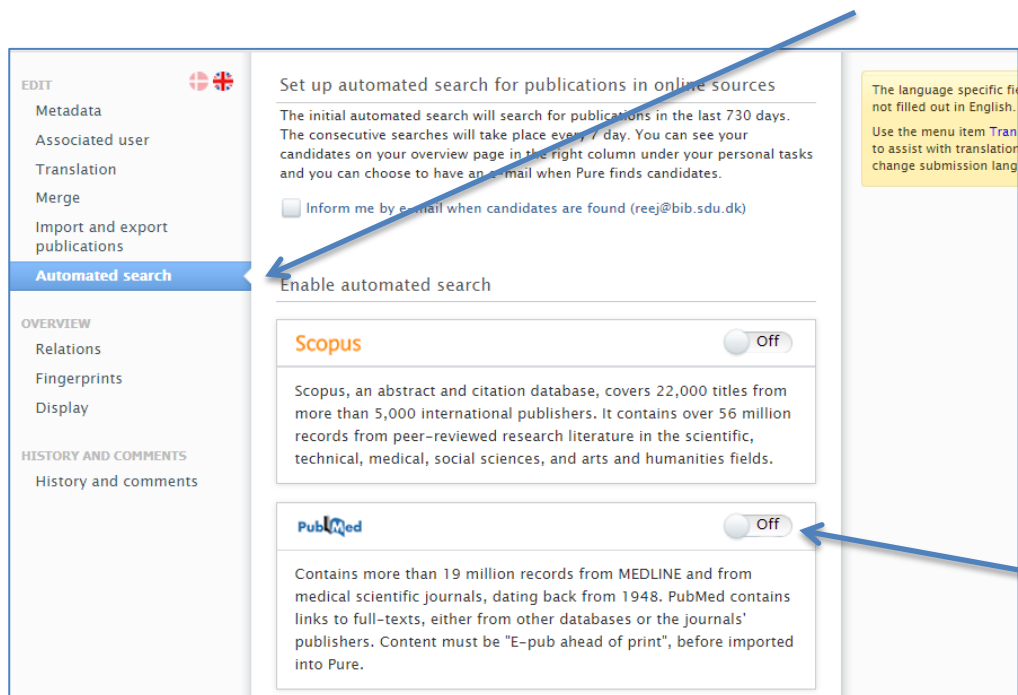
Most of the fields will be filled out already. You can edit incorrect information and save the registration.

## Setting up an automated search

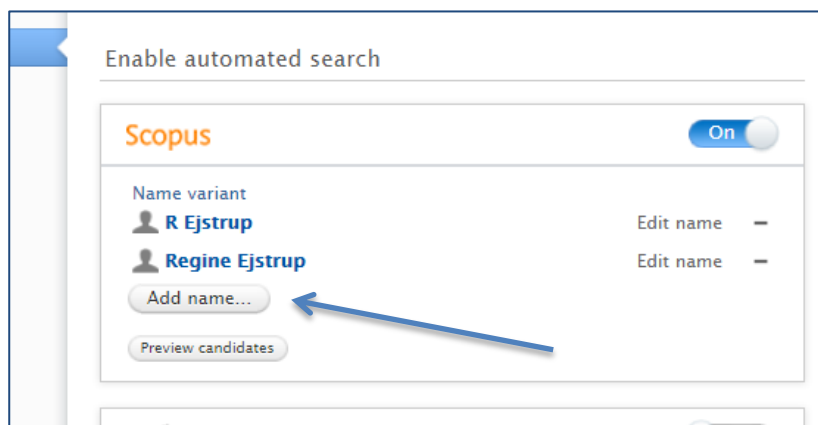
You can also set up automated searches to help you find your articles in the future as they become published.



To do this you need to open 'Edit profile...' in Pure and go to this tap:



In this tap you can turn automated searches on or off. After enabling it on you can specify what name variants you want to search in each database. Most standard name variants are suggested but if you have several different names you publish under, go ahead and add all variants of them.



If you save your changes new search results will continuously be shown in the 'Add new item' overview. You can import them directly from here.

**Choose submission**

- Submission guide >
- Publication
- Activity
- Prize
- Press/media
- Teaching and supervision
- Impact
- Curriculum Vitae

Import a submission based on automatic search for your name

**PubMed** 11

**11 candidates found**  
The automatic search for your name in in PubMed found 11 candidates. >

Create a new submission based on the most commonly used types

**Teaching**  
Teaching and supervision >

**Prizes, scholarships, dis...**  
Prize >

**Conference organisation...**  
Attending an event  
Attendance at or organisation of a conference or workshop relating to a conference should be registered here >

The Pure office/  
Updated 25.10.2017