



Getting started CINAHL (EBSCO)

- Nursing science database, including references on physiotherapy, occupational therapy, radiography etc.
- Content on ap. 3000 journals and other publications, e.g. book chapters, theses, and audiovisuals.
- Covers 1981 to present.
- Mainly english language literature.
- Search language english.



UNIVERSITY LIBRARY OF
SOUTHERN DENMARK

1 ACCESS

Access with link to full text <https://sdu-dk-en.libguides.com/databases>

2 SEARCHING BY CINAHL HEADINGS.

Search on a topic:

References in Cinahl are

indexed by subject headings, in Cinahl Headings, it enables you to make more specific searches. Tick the “Cinahl Headings” box in the top menu. Enter your search term, then “Browse”. Click the relevant subject headings if you want to see subheadings and tick the boxes when choosing one or more subheadings for at more precise search. Click “Search database”.



3 ORDINARY OR FREE TEXT SEARCHING

Search by entering search terms in the search fields. Combine searches with Boolean operators AND, OR or NOT. Multiple words in the same search field without the use of operators, are searched as a phrase (default setting, can be changed in “search modes”). Searches link to title, subject heading, and abstract of the references by standard feature, unless changed in the drop-down menu.

Use * (truncation) to search for varying endings of a word. Truncation broadens the search e.g. Child* will also identify Children, Childhood etc. By ticking the box “Suggest Subject Terms” a list of relevant subject headings, Cinahl Headings, will be shown.

A screenshot of the EBSCOhost search interface. It features the EBSCOhost logo on the left. The main area contains a search bar with a 'Suggest Subject Terms' checkbox. Below the search bar are three search fields, each with a dropdown menu labeled 'Select a Field (optional)'. The fields are separated by 'AND' dropdown menus. To the right of the search fields are buttons for 'Search', 'Create Alert', and 'Clear'. At the bottom, there are links for 'Basic Search', 'Advanced Search', and 'Search History'.

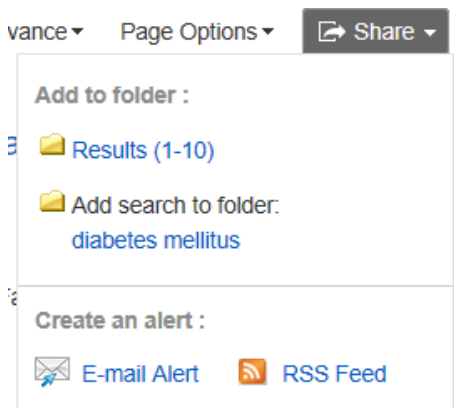
4 LIMITS

A screenshot of the search limits interface. It shows a 'Limit To' dropdown menu. Below it are three checkboxes: 'Linked Full Text', 'References Available', and 'Abstract Available'. There is a date range slider with '1979' and '2018' as endpoints and 'Publication Date' in the middle. A 'Show More' link is circled in red at the bottom.

Limit your search by “Limit to” on year of publication, age etc. See more options at 'Show More'.


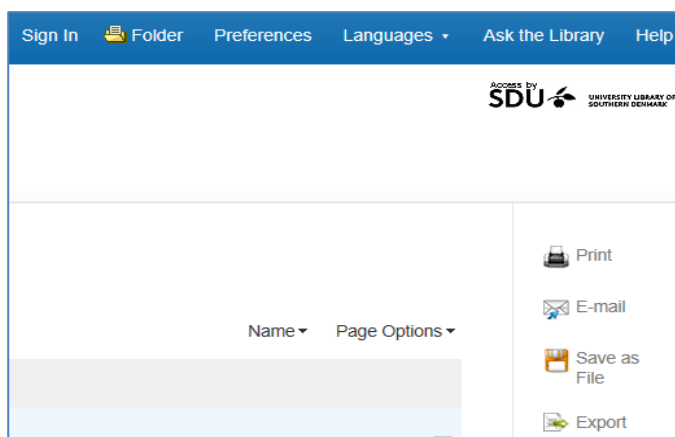
5 DISPLAY AND SAVE SEARCH RESULTS

In “Page options”, you can select formatting options for the display of results and for the sorting of results (the most recent publications are listed from the top, unless other option is selected).



When reviewing your search results you can tick the most relevant results and export them to your Folder, Max. Fifty at a time.

From the Folder you can e-mail or download your references to a file in a format that can be exported to a reference management program. If more than 50 references, you can send the references by e-mail.



Link gives you immediate access to full-text articles or you can order the article.

6 PERSONAL FOLDER

Search history: Use this feature to get an overview of your searches and to combine them. You can also retrieve saved searches from your personal Folder.

“Sign in” in the top menu to create a personal Folder where you can save searches permanently or create alerts. In that way you will receive e-mails with the latest published articles on a regular basis.

KNOW MORE ON CINAHL?

User guide:

http://support.ebsco.com/help/?int=ehost&lang=en&feature_id=&TOC_ID=Always&SI=0&BU=0&GU=1&PS=0&ver=&dbs=c8h

Online instruction in *Basic search*:

http://support.ebsco.com/training/flash_videos/cinahl_basic/cinahl_basic.html?_ga=1.87659679.62514037.1463495566

Online instruction in *Advanced search*:

http://support.ebsco.com/training/flash_videos/cinahl_advanced/cinahl_advanced.html?_ga=1.264877832.62514037.1463495566

Need any help to your search, contact us:

The University Library of Southern Denmark

Phone. +45 6550 2622

E-mail: infosal@bib.sdu.dk

<https://www.sdu.dk/en/bibliotek>

Access to E-resources:

e-tss@bib.sdu.dk

Phone +45 6550 2632

E-resources

As a student or employee at The University of Southern Denmark, you have access to resources licensed to the University Library of Southern Denmark such as electronic books, journals, newspapers and databases both at home and at the university. Username and password, are the same as your SDU-login.

Access is restricted to personal use, and for SDU educational or research purpose.